



ZNAK

Hrvatska udruga za
znanstvenu komunikaciju



FUNKCIONALNI PDF - RADIONICA

Dr.sc. Marko Ban

SDEWES Centre


Journal of Sustainable Development of Energy, Water and Environment
Systems - JSDEWES

Sadržaj

- METAPODACI
 - Software
- FUNKCIONALNOSTI (MS WORD)
 - Metapodaci
 - Nazivi slika/tablica
 - Reference
 - Jednadžbe
- ~~LATEX~~

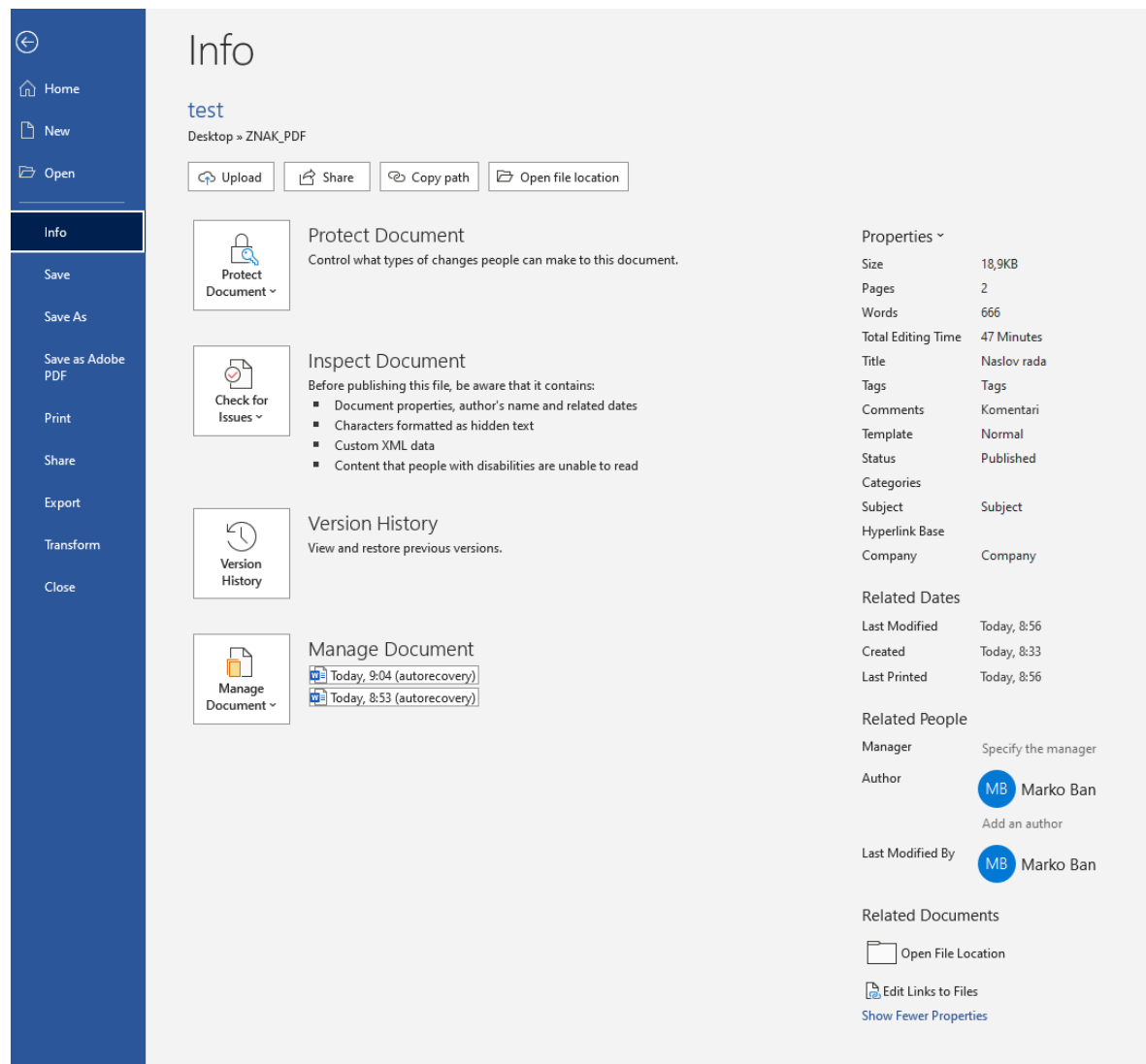
METAPODACI

- Standardi:



METAPODACI

- MS Word:



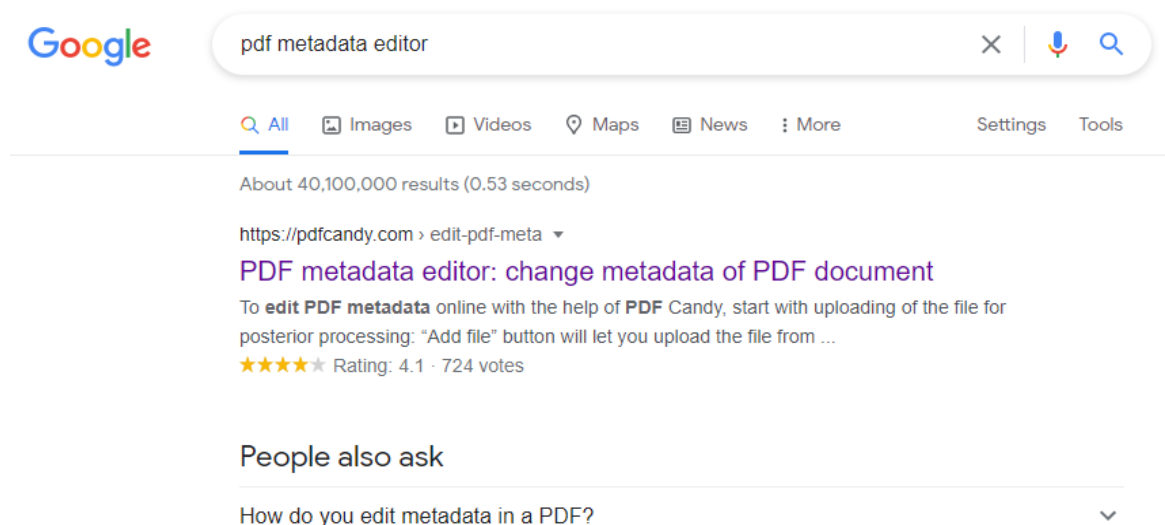
The screenshot shows the Microsoft Word 'Info' tab for a document named 'test'. The left sidebar contains navigation options: Home, New, Open, Info (selected), Save, Save As, Save as Adobe PDF, Print, Share, Export, Transform, and Close. The main area is divided into four sections: 'Protect Document' (with a 'Protect Document' button), 'Inspect Document' (with a 'Check for Issues' button), 'Version History' (with a 'Version History' button), and 'Manage Document' (with a 'Manage Document' button). The 'Properties' section on the right lists document metadata: Size (18,9KB), Pages (2), Words (666), Total Editing Time (47 Minutes), Title (Naslov rada), Tags, Comments (Komentari), Template (Normal), Status (Published), Categories, Subject, Hyperlink Base, and Company. Below this, 'Related Dates' shows Last Modified (Today, 8:56), Created (Today, 8:33), and Last Printed (Today, 8:56). 'Related People' lists Manager (Specify the manager), Author (Marko Ban), and Last Modified By (Marko Ban). 'Related Documents' includes 'Open File Location', 'Edit Links to Files', and 'Show Fewer Properties'.

Kompatibilnost?



METAPODACI

- Google:



6. rezultat

<https://techconnecto.com/free-pdf-metadata-editor-windows/>



4. rezultat

<http://broken-by.me/pdf-metadata-editor/>

Broken By Me

The things I break, the things I fix :)

STUFF PILE

Pdf Metadata Editor

couchtool

RECENT POSTS

Building Python 3.5 for CentOS

Lazy load nvm for faster shell start

Building latest git for CentOS

[Javascript] Promise me to keep your order

Node.js change visible process name

TOP POSTS

Pdf Metadata Editor

Pdf Metadata Editor Help

Lazy load nvm for faster shell start

Node.js change visible process name

Pdf Metadata Editor

What is this?

PDF Metadata Editor is a simple tool you can use to edit the metadata (Author, Keywords, etc.) of a PDF document.

The tool is written in Java so you need to have [Java 8](#) installed in order to run it. Older Java versions might work but I haven't tested.



Features

- Support Basic, XMP Pdf, XMP Dublin Core and XMP Rights metadata
- Unicode support, can use all languages and encodings
- Default values to pre-fill if not set in the PDF file
- Rename file on Save using predefined template
- Copy XMP to Document metadata or vice versa on Save
- Batch clear, edit and rename metadata ([requires license](#))
- Command line edit, clear and rename ([requires license](#))
- Export metadata to JSON or YAML ([requires license](#))

FUNKCIONALNI PDF IZ MS WORD-a?



ZNAK
Hrvatska udruga za
znanstvenu komunikaciju

- Metapodaci
- Slike i tablice
- Reference
- Jednadžbe
- Stilovi



REFERENCE

- <https://forums.zotero.org/discussion/12431/word-possibility-to-link-references-and-bibliography-in-a-document>

2 So for cross references (to tables, figures, etc) Word will make the reference link to the spot in the document that contains the caption like you expect but it seems for citations it doesn't do this. You can't ctrl+click them to go to their location which is odd. Is there anyway to change their behavior that clicking on them links to their position in the generated References page?

microsoft-office-2010 citations

Share Improve this question Follow

asked May 14 '13 at 18:14
Jared Joke

Add a comment

2 Answers

Short answer is "no."

0 It is precisely *because* the Reference page is automatically generated that this functionality is not available. (For the same reason that outline headers don't hyperlink *back* to the generated Table of Contents.) (Conceivably, I suppose, citations on the reference page *could* link back to where they are cited in the document, but of course this would be problematic due to the 1-*n* nature of citations.)

What is it that you are trying to accomplish? You realize, I'm sure, that you can edit the citations right on the page, right?

Share Improve this answer Follow

answered May 14 '13 at 19:53
kmote
2,422 ● 3 ● 21 ● 27

Add a comment

Unfortunately it does not look like this is possible. There do appear to be add-ins, such as [Endnote](#), that enable you to do this, as seen [here](#).

Share Improve this answer Follow

answered Apr 28 '20 at 17:20
swimfar
19 ● 3

Add a comment

adamsmith April 27, 2010

this is not currently possible - I think it has been mentioned a couple of times, but I'm sure if a developer ever chimed in.

My understanding is that it's at least not trivial to do in the plugin.

symac January 18, 2013

This post is 2 years old so maybe there's has been something new about it ? I've been asked the same question yesterday. I understand adamsmith answer that it's not easy but maybe someone did something ...

adomasven January 16, 2019

ask if a dev could tell us if this is something that is being added?

We'd like to have this, but it would require a rather large amount of work for a feature that's not that high on the priority list so we have no plans for the near future.

README.md

Mendeley macros

Macros used with Microsoft Word to add new functionalities to Mendeley's plugin.

Functionalities:

- The `GAUL_*` macros generate hyperlinks for citations pointing to the corresponding entry in the bibliography, as well as hyperlinks for the URLs in the bibliography generated by Mendeley's plugin. They support IEEE and APA CSL citation styles.
- The modified `refreshDocument` macro maintains Microsoft Word style of the bibliography generated by Mendeley's plugin when refreshing it.

Author

José Luis González García

Overview

You need the `GAUL_*` macros to create or remove the hyperlinks. Just add them to Microsoft Word, activate the RegExp object and execute any of the `GAUL_*` macros. The default custom configuration allows you to use the macros without any further modification. See the detailed instructions below on how to install them.

If you are annoyed that Mendeley's plugin changes the font style of the bibliography every time you refresh it, then you need to modify the `refreshDocument` macro installed by Mendeley's plugin to correct the problem. If you are happy with your bibliography, just forget about `refreshDocument`. See the detailed instructions below on how to modify the original macro.



UREĐIVANJE LINKOVA

<http://wordfaqs.ssbarhill.com/FormatCrossReferences.htm>

Čarobni znakovi:

ALT + F9 i ^19 REF

KONTAKT

marko@sdewes.org